



For clay enthusiasts enjoying the
Hobby Potter Life!

Learning Together, In Our Own Studios



January 2021 Project

A MUGS & COLORED SLIPS!



DIRECTIONS

1. Choose your making method & Watch the video clips!




2. **Make & Share** It would be great to see photos and videos of YOUR learning journey with this project! **Share** your progress and results in our [Hobby Potter Life Facebook Group!](#)

Love and Blessings to all ~ Enjoy the Clay! ~ Tammy Jo ~ HobbyPotter.com

1. MAKE YOUR MUG!

	<p>Wheel Thrown Drippy/Slip Mug <i>Old Forge Pottery</i> https://youtu.be/_TiPrs_CYqw</p> <p>Pottery Wheel Basics <i>Hobby Potter</i> https://youtu.be/z3tnjyRToO8?t=80</p>		<p>Slab Mug & Pulled Handle Jessica Putnam Phillips https://youtu.be/CbLko80SPXU</p>
--	--	---	--

2. ADD YOUR SLIP DESIGNS!

	<p>How To Make Colored Slip - Pottery Crafters https://youtu.be/95KkiwIOOko</p> <p>How To Make Raised Slip - John Britt https://youtu.be/3an-E0Lk8mQ</p> <p>Live Slip Making Demo - Charleen Renati https://youtu.be/RDEE_E36nVs</p>
	<p>Slip Trailing - Using An Applicator KaransPotsandGlass https://youtu.be/ez5kNhmGzTg</p>
	<p>How To Use Slip To Create Textures Ceramic Arts Network with Lisa Naples - https://youtu.be/yK0RIKeGxpA</p>

Please encourage the makers of these videos!

Hobby Potter - January 2021