



For clay enthusiasts enjoying the
Hobby Potter Life!
 Learning Together, In Our Own Studios



February 2021 Project Challenge

CARVED (Jewelry) BOX

A successful project is one where you learn something new while you play!

These projects are meant for inspiration and growth. Whether you are new or seasoned, remember to take a step outside your comfort zone and enjoy the process and journey.

DIRECTIONS





1. Choose A Form Making Method & Watch the video links for both Form & Design Techniques.

Feel free to follow the videos exactly or use this as a springboard and GO ROGUE with your own inspired designs!


2. Make & Share photos and videos of YOUR learning journey, progress and results in the [Hobby Potter Life Facebook Group](#) or share through your Instagram with the hashtag **#hobbypotterproject** !

Love, Blessings & Enjoy the Clay! ~ Tammy Jo ~ HobbyPotter.com

1. MAKE A LIDDED BOX !

Wheel Thrown		Handbuilt	
	<p>One Piece Lidded Box <i>Bill Van Gilder</i> https://youtu.be/YQ2lWY--n6E</p>		<p>Basic Jewelry Box <i>The Clay Studio</i> https://youtu.be/nFbOr0i7hq0</p>
	<p>Stacked Box (Advanced) <i>John Skelton</i> Part 1 https://youtu.be/WxPjf_MSvyg Part 2 https://youtu.be/vIMXkO8Nsmw</p>		<p>Textured Decorative Box <i>Potters For Peace</i> https://www.youtube.com/watch?v=z8BN0wpaMTc&t=168s</p>

2. CARVING !

 <p><i>Earth Nation</i></p>	<p>How To: Carving 101 Earth Nation 1. https://youtu.be/OZGt_79p95o / 2. https://youtu.be/V1FA-s4REF0</p> <p>Carving Design Ideas : <i>Carving A Dahlia :</i> https://youtu.be/RBY9SNMf8RI <i>Outlining Before Carving:</i> https://youtu.be/PZWs_3_uU1s?t=445</p>
--	--

Be sure to thank the makers of these videos!

Hobby Potter - February 2021